

# S

# WI

# NG

7020

#### SWING 7020

*Look moderno, minimal, originale, per chi preferisce un'immagine ricercata e di tendenza. I piani di lavoro in cristallo conferiscono importanza e raffinatezza alle postazioni di lavoro, quelli in legno leggerezza e femminilità soprattutto in abbinamento con la struttura verniciata bianca.*

#### SWING 7020

*A modern, minimal, original look, for those in search of a trendy, sophisticated image. The glass worktops give the workstations prestige and refinement and those in wood lightness and femininity, especially combined with the white painted structure.*

#### SWING 7020

*Look moderne, minimaliste, original, pour ceux qui préfèrent une image raffinée et tendance. Les plateaux en verre rehaussent les postes de travail, ceux en bois impriment légèreté et féminité surtout s'ils sont associés à la structure peinte blanche.*





SWING 7020  
l'operatività



cm.Lx80xh.73  
**Scrivania legno**  
Wood desk  
Bureau en bois

**S3090S** Scrivania da 80/  
For desks 80 / Pour bureaux 80  
**S3000S** Scrivania da 120/  
For desks 120 / Pour bureaux 120  
**S3010S** Scrivania da 140/  
For desks 140 / Pour bureaux 140  
**S3020S** Scrivania da 160/  
For desks 160 / Pour bureaux 160  
**S3030S** Scrivania da 180/  
For desks 180 / Pour bureaux 180

Fin: wood



**AC**  
Acero  
Mable  
Erbale



**RO**  
Rovere  
Oak  
Rouvre



**WE**  
Wengé



**GR**  
Grigio  
Grey  
Gris



**BI**  
Bianco  
White  
Blanc

Fin: metal



**AL**  
Alluminio  
Aluminium



**BI**  
Bianco  
White  
Blanc



**Schermo telescopico**  
Telescopic screen  
Cloison en bois telescopique

**A3325S** Schermo da 80/  
**Screen 80 / Ecran 80**  
**A3335S** Schermo da 120/  
Screen 120 / Ecran 120  
**A3345S** Schermo da 140/  
Screen 140 / Ecran 140  
**A3355S** Schermo da 160/  
Screen 160 / Ecran 160  
**A3365S** Schermo da 180/  
Screen 180 / Ecran 180

Fin: wood



**TB**  
Trama  
Bianco  
White weave  
Trame blanc



**TG**  
Trama  
Grigio  
Grey weave  
Trame gris



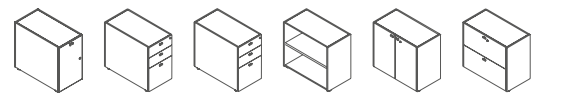
**TY**  
Trama  
Giallo  
Yellow weave  
Trame jaune



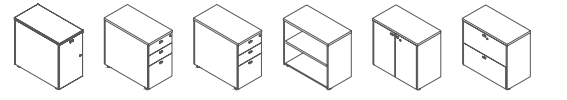
**TV**  
Trama  
Verde  
Green weave  
Trame vert

107

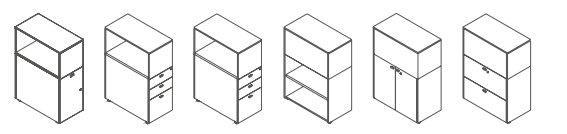
**A** **H.70 CONTENITORE PORTANTE USO SOTTO PIANO**  
Support container H.70 under desk top  
Conteneur portant H.70 sous plan de bureau



**B** **H.73 CONTENITORE PORTANTE IN ESTENSIONE**  
Support container H.73 in extension  
Conteneur portant H.73 en extension



**C** **H.111 CONTENITORE PORTANTE IN ESTENSIONE**  
Support container H.73 in extension  
Conteneur portant H.73 en extension



**SCRIVANIA ABBINATA A CONTENITORI**  
Desk combined with containers  
Bureau avec conteneurs combiné

**2 gambe in metallo**  
**1 contenitore in estensione**  
2 metal legs and 1 combined container  
2 pieds en métal et 1 conteneur combiné  
L (cm): 80, 120, 140, 160, 180

**2 gambe in metallo**  
**1 contenitore in estensione**  
2 metal legs and 1 combined container  
2 pieds en métal et 1 conteneur combiné  
L (cm): 80, 120, 140, 160, 180

**PIANO DI LAVORO INTEGRATO CON 1 CONTENITORE**  
Desk integrated with container  
Bureau intégré avec conteneur

**1 gamba in metallo**  
**1 contenitore sotto piano**  
1 metal leg and 1 container under desk top  
1 pied en métal et 1 conteneur sous plan de bureau  
L (cm): 120, 140, 160, 180

**1 gamba in metallo**  
**1 contenitore in estensione**  
1 metal leg and 1 combined container  
1 pied en métal et 1 conteneur combiné  
L (cm): 80, 120, 140, 160, 180

**1 gamba in metallo**  
**1 contenitore in estensione**  
1 metal leg and 1 combined container  
1 pied en métal et 1 conteneur combiné  
L (cm): 80, 120, 140, 160, 180

**PIANO DI LAVORO INTEGRATO CON 2 CONTENITORI**  
Desk integrated with 2 containers  
Bureau intégré avec 2 conteneurs

**2 contenitori sotto piano**  
2 containers under desk top  
2 conteneurs sous plan de bureau  
L (cm): 160, 180

**1 contenitore sotto piano**  
**1 contenitore in estensione**  
1 container under desk top and 1 in extension  
1 conteneur sous plan de bureau et 1 en side  
L (cm): 120, 140, 160, 180

**1 contenitore sotto piano**  
**1 contenitore in estensione**  
1 container under desk top and 1 in extension  
1 conteneur sous plan de bureau et 1 en side  
L (cm): 120, 140, 160, 180

**2 contenitori in estensione**  
2 containers in extension  
2 conteneurs side  
L (cm): 80, 120, 140, 160, 180

**2 contenitori in estensione**  
2 containers in extension  
2 conteneurs side  
L (cm): 80, 120, 140, 160, 180

**2 contenitori in estensione**  
2 containers in extension  
2 conteneurs side  
L (cm): 80, 120, 140, 160, 180



cm. Lx80xh.73  
**Top, gamba e travi**  
*Top, leg and beams*  
*Plan, pied et poutres*

**S3800S Scrivania da 120/**  
**Desk 120 / Bureau 120**  
**S3810S** Scrivania da 140/  
 Desk 140 / Bureau 140  
**S3820S** Scrivania da 160/  
 Desk 160 / Bureau 160  
**S3830S** Scrivania da 180/  
 Desk 180 / Bureau 180



cm.80x41,7xh.70  
**C1017X**  
**Contenitore scrivania**  
**portante con ante**  
*Support desk container*  
*unit with door*  
*Conteneur bureau portant*  
*avec porte.*



cm.80x41,7xh.70  
**C1010X**  
**Contenitore scriv. portante**  
**con 2 cass. e 1 classificatore**  
*Support desk container*  
*unit 2 drawers and 1 file holder*  
*Conteneur bureau portant*  
*avec 2 tiroirs et 1 classeur.*



cm.80x41,7xh.70  
**C1012X**  
**Contenitore scriv. portante**  
**con 3 cass.**  
*Support desk container*  
*unit 3 drawers*  
*Conteneur bureau portant*  
*avec 3 tiroirs.*



cm.80x41,7xh.70  
**C1020X**  
**Contenitore scriv.**  
**portante a giorno.**  
*Open support desk*  
*container*  
*Conteneur bureau*  
*portant sans portes.*



cm.80x41,7xh.70  
**C1025X**  
**Contenitore scriv.**  
**portante con ante.**  
*Support desk container*  
*with doors*  
*Conteneur bureau portant*  
*avec portes.*



cm.80x41,7xh.70  
**C1030X**  
**Contenitore scriv. portante**  
**con 2 classificatori**  
*Support desk container*  
*with 2 file holders*  
*Conteneur bureau portant*  
*avec 2 classeurs.*

Fin: top



**AC**  
 Acero  
 Mable  
 Erable



**RO**  
 Rovere  
 Oak  
 Rouvre



**WE**  
 Wengé



**GR**  
 Grigio  
 Grey  
 Gris



**BI**  
 Bianco  
 White  
 Blanc

Fin: metal



**AL**  
 Alluminio  
 Aluminium



**BI**  
 Bianco  
 White  
 Blanc

L'ARCHIVIAZIONE  
**Librerie**  
**Cross**  
 Cross Library  
 Cross Bibliothèque  
 → 258

Fin: contenitore/cabinet/armoire




**TB**  
 Trama  
 Bianco  
 White weave  
 Trame blanc



**TG**  
 Trama  
 Grigio  
 Grey weave  
 Trame gris

SWING 7020  
 l'operatività

111



01



02

**01**

cm. h.76

**E1200X**

**Vertebra di elettrificazione**

Wire cover electrification

Kit electrification vertical

Fin:

GR

Grigio

Grey

Gris

**02**

cm. 60x17xh.5

**E10600X**

**Marsupio modulare**

Modular holder

Plateau electrification modulaire

Fin:

AL

Alluminio

Aluminium

White

Blanc

**03**

cm. 13,7x4xh.2

**E1280X**

**Cable grip "Flex" (4pz)**

Fin:

Grigio

Grey

Gris

**04**

cm. 50x14xh.9

**E1290X**

**Kit elettrificazione "Flex"**

"Flex" electrification kit

Kit electrification "Flex"

Fin:

AL

Alluminio

Aluminium

**05**

cm. 50x14xh.2

**E1310X**

**"LK Top Access"**

Fin: cover "LK Top Access"

AC

Acero

Mable

Erable

RO

Rovere

Oak

Rouvre

WE

Wengé

GR

Grigio

Grey

Gris

BI

Bianco

White

Blanc



03



04



05



06

SWING  
accessories

**Panoramica generale  
schermi**

Screen general overview

Aperçu général écrans

→ 136-139



113



SWING 7020  
l'operatività



cm.Lx160xh.73  
**Isola di lavoro**  
Workstation  
Ilots de travail

**S3522S Isola di lavoro 160x160/**  
Workstation / Ilots de travail  
**S3532S Isola di lavoro 180x160/**  
Workstation / Ilots de travail

Fin: top

**AC**  
Accero  
Mable  
Erable

**RO**  
Rovere  
Oak  
Rouvre

**WE**  
Wengé

**GR**  
Grigio  
Grey  
Gris

**BI**  
Bianco  
White  
Blanc

Fin: metal

**AL**  
Alluminio  
Aluminium

**BI**  
Bianco  
White  
Blanc



cm. 42,5x53,2xh.56,5  
**C8250X**  
**Cassettiera su ruote in metallo**  
con 3 cassetti  
Metal 3 drawers pedestal on wheels  
Caisson 3 tiroirs en metal sur roulettes

Fin: metal

**AL**  
Alluminio  
Aluminium

**BI**  
Bianco  
White  
Blanc

**L'ARCHIVIAZIONE**  
**Contenitori**  
**Flat**  
Flat cabinet  
Flat armoire  
→ 252

**LE SEDUTE**  
**Seduta**  
**meeting**  
Chair  
Fautel  
→ 291

115



cm.80x60xh.73  
**S3400S**  
**Estensione complanare**  
 Extension desk  
 Plateau de rallonge



cm. 42,5x53,2xh.56,5  
**C8250X**  
**Cassettiera su ruote in metallo**  
 con 3 cassetti  
 Metal 3 drawers pedestal on wheels  
 Coisson 3 tiroirs en metal sur roulettes



cm.Lx160xh.72  
**Isola di lavoro cristallo**  
 Crystal workstation  
 Îlots de travail en cristal  
**S3420S Isola di lavoro da 160x160/**  
**Workstation 160x160 / îlots**  
 de travail 160x160  
**S3430S Isola di lavoro da 180x160/**  
**Workstation 180x160 / îlots**  
 de travail 180x160



cm.Lx80xh.72  
**Scrivanìa in cristallo**  
 Crystal desk  
 Bureau en cristal  
**S3310S Scrivanìa da 140/**  
**Desk 140/ Bureau 140**  
**S3320S Scrivanìa da 160/**  
**Desk 160/ Bureau 160**  
**S3330S Scrivanìa da 180/**  
**Desk 180/ Bureau 180**

SWING 7020  
 l'operatività

Fin: top



**AC**  
 Accero  
 Mable  
 Erable



**RO**  
 Rovere  
 Oak  
 Rouvre



**WE**  
 Wengé



**GR**  
 Grigio  
 Grey  
 Gris



**BI**  
 Bianco  
 White  
 Blanc

Fin: metal



**AL**  
 Alluminio  
 Aluminium



**BI**  
 Bianco  
 White  
 Blanc

Fin: metal



**AL**  
 Alluminio  
 Aluminium



**BI**  
 Bianco  
 White  
 Blanc

Fin: crystal



**SA**  
 Bianco  
 smaltato  
 Enamelled white  
 Emailé blanc

Fin: metal



**AL**  
 Alluminio  
 Aluminium



**BI**  
 Bianco  
 White  
 Blanc

L'ARCHIVIAZIONE

**Contenitori**

**Flat**

Flat cabinet

Flat armoire

→ 252

117

## le informazioni tecniche

### STRUTTURA

In tubolare metallico a sezione rettangolare (cm.7x2) elettrosaldato e verniciato a polveri epossidiche nei colori Bianco (RAL9010) e Grigio Alluminio (RAL9006) a formare due gambe di dimensioni 80 e 160 cm la cui combinazione, mediante 2 travi metalliche, genera strutture per scrivanie ed isole di lavoro.

### PIANI DI LAVORO

Sono realizzati in nobilitato melaminico sp.28mm nelle finiture: Bianco, Grigio, Acero, Rovere e Wengè. Bordatura perimetrale in ABS sp.2mm. Disponibili inoltre piani in cristallo sp.12mm, smaltato bianco e temprato

### CASSETTIERE

Le cassettiere in legno sono realizzate in nobilitato melaminico sp.18mm con struttura, top e frontali nelle finiture Trama Bianco, Grigio, Acero, Rovere e Wengè. Bordate in ABS sp.1mm.

Interno cassetti: folden rivestito in colore grigio.

Le cassettiere in metallo sono realizzate con struttura e cassetti in lamiera in finitura Grigio Alluminio (RAL9006) e Bianco (RAL9010).

Su tutti i modelli:

-ruote piroettanti portata 100 kg.

-serratura a chiusura simultanea.

### ARCHIVIAZIONE INDIVIDUALE INTEGRATA

Serie di contenitori (a giorno, con ante, a cassetti e classificatori) ideati per organizzare il posto di lavoro configurandolo secondo le personali esigenze di dimensioni e tipologia di archiviazione. Inoltre possono diventare "portanti" cioè sostituire le gambe delle scrivanie e sostenere i piani di lavoro.

#### Cassettiere portante profondità 80cm

Struttura e frontali in nobilitato melaminico sp.18mm,nelle finiture Trama Bianco e Trama Grigio; top sp.28mm nelle finiture Bianco, Grigio, Acero, Rovere e Wengè, bordato in ABS sp.2mm.

Cassetti in metallo (accessoriabili) montati su guide a sfera (portata 25 kg). Classificatori in metallo su guide quadro ad estrazione totale (portata 35 kg).

Sistema antiribaltamento.

Serratura di serie (mappabile a richiesta).

#### Contenitore scrivania portante

In nobilitato melaminico sp.18mm nelle finiture Trama Bianco e Trama Grigio; top sp.28mm nelle finiture:Bianco, Grigio, Acero, Rovere e Wengè, bordato in ABS sp.2mm.


Fin: wood



**Acero**  
Maple  
Érable



**Rovere**  
Oak  
Rouvre



**Wengè**



**Bianco**  
White  
Blanc



**Grigio**  
Grey  
Gris

Fin: crystal



**Bianco smaltato**  
Enamelled white  
Émaillé blanc

Fin: metal



**Bianco**  
White  
Blanc



**Alluminio**  
Aluminium

7020

S  
W I  
N G

## technical characteristics

### STRUCTURE

In rectangular section electrowelded metal tube (7x2cm), epoxy powder painted in colours White (RAL9010) and Aluminium Grey (RAL9006), forming two legs of dimensions 80 and 160cm and combined with 2 metal beams to generate structures for desks and workstation.

### WORK TOPS

The work tops are manufactured in 28mm thick melamine laminate with finishes in White, Grey, Maple, Oak and Wengè. Edges in ABS thickness 2mm., or glass (12mm) enamelled white and tempered.

### DRAWER UNITS ON CASTORS

The wooden drawer units are manufactured in melamine laminate, thickness 18mm with structure, top and front panels in White Weave, Grey, Maple, Oak and Wengè finishes. Edged in ABS thickness 1 mm. Drawer interiors: folden lined in grey colour.

The metal drawer units are manufactured with a sheet metal structure and drawers with Aluminium Grey (RAL9006) and White (RAL9010).

All models have:

-swivelling castors of capacity 100 kg.

-simultaneous locking system.

### INTEGRATED PERSONAL FILING SYSTEM

Set of containers (open-fronted, with doors, with drawers and file holders) designed for organising the workstation, can be configured for personal dimensional and filing needs.

They can also be used as supports, replacing the legs of the desks to support the work tops.

#### 80cm deep support drawer unit

Structure and front panels in 18mm thick melamine laminate, with White Weave and Grey Weave finishes. 28mm thick top in White, Grey, Maple, Oak and Wengè finishes, edged with 2mm thick ABS.

Drawers in metal (designed to receive accessories) mounted on ball bearing guides (capacity 25kg).

File holders in metal on a full extraction square frame (capacity 35kg).

Anti-tip system.

Standard lock (adjustable bit locks available on request).

#### Support desk container

In 18mm thick melamine laminate, with White Weave and Grey Weave finishes. 28mm thick top in White, Grey, Maple, Oak and Wengè finishes, edged with 2mm thick ABS.

## caratteristiche tecniche

### STRUCTURE

En tube métallique à section rectangulaire (7x2cm) électrosoudé et peint avec des poudres époxy en blanc (RAL9010) et gris aluminium (RAL9006), pour former deux pieds d'une dimension de 80 et de 160, dont la combinaison, au moyen de deux poutres métalliques, génère des structures pour bureaux et îlots de travail.

### PLANS DE TRAVAIL

Les plans de travail sont réalisés en bois amélioré mélaminé ép.28mm, en finition: blanc, gris, érable, rouvre et wengé. Bord périmétral en ABS ép.2mm. Plateaux en cristal ép.12mm, émaillé blanc et trempé.

### BLOCS À TIROIRS SUR ROULETTES

Les blocs à tiroir en bois sont réalisés en bois amélioré mélaminé ép.18mm avec structure, haut et façades en finition trame blanc, gris, érable, rouvre et wengé.

Bordés en ABS ép.1mm. Intérieur tiroirs: folden revêtu en gris. Les blocs à tiroirs en métal ont la structure et les tiroirs en tôle, finition gris aluminium (RAL9006) et blanc (RAL9010).

Sur tous les modèles:

-roulettes pivotantes portée 100 kg.

-serrure à fermeture simultanée.

### ARCHIVAGE INDIVIDUEL INTÉGRÉ

Série de conteneurs (à claire-voie, avec portes, à tiroirs et classeurs), conçus pour organiser le poste de travail en le configurant selon ses exigences personnelles de dimensions et de typologie d'archivage. En outre, ils peuvent devenir "portants", c'est-à-dire remplacer les pieds des bureaux et soutenir les plans de travail.

#### Bloc à tiroirs portant, profondeur 80 cm

Structure et façades en bois amélioré mélaminé ép.18mm, en finition trame blanc et trame gris; haut ép.28mm, en finition blanc, gris, érable, rouvre et wengé, bordé en ABS ép.2mm. Tiroirs en métal (pouvant être équipés d'accessoires) montés sur rails à billes (portée 25 kg).

Classeurs en métal sur rails cadre à extraction totale (portée 35 kg).

Système anti-basculement.

Serrure de série (configurable sur demande).

#### Conteneur bureau portant

En bois amélioré mélaminé ép.18mm, en finition trame blanc et trame gris; haut ép.28mm en finition: blanc, gris, érable, rouvre et wengé, bordé en ABS ép.2mm.



## le informazioni tecniche

---

### Towerdox

Contentitore per raccoglitori (h.vano 36,5cm) posizionabile sul piano di lavoro. Realizzato in nobilitato melaminico sp.18mm nelle finiture Trama Bianco, Trama Grigio, Trama Verde e Trama Giallo. La base (sp.28mm) è disponibile come accessorio anche nelle finiture: Bianco, Grigio, Acero, Rovere e Wengè.

### SCHERMI

Sono disponibili schermi per scrivanie ed isole di lavoro. **Versione legno:** realizzati in melaminico sp.18 o 28mm nelle finiture: Trama Bianco, Trama Grigio, Trama Giallo e Trama Verde; bordati in ABS 2mm.

Vengono fissati, mediante apposite staffe fisse o telescopiche, al piano di lavoro o alla struttura.

Sono attrezzabili con vari accessori.

**“Softscreen”:** schermi fonoassorbenti in poliestere termoformato rivestiti in tessuto Trevira (finitura Grigio e Tortora).

Vengono fissati ai piani di lavoro mediante apposito staffaggio oppure su barra “3LEVEL”.

### ACCESSORI

#### Elettrificazione

É possibile elettrificare le postazioni di lavoro configurate mediante una serie di accessori dedicati: salita cavi, canalizzazione orizzontale e topaccess.

Inoltre sono disponibili elementi per completare ed arricchire il posto di lavoro come modesty-panel e porta-CPU.

## technical characteristics

---

### Towerdox

Container for folders (compartment h 36.5cm) mountable on the work top. Manufactured in 18mm thick melamine laminate with White Weave, Grey Weave, Green Weave and Yellow Weave finishes. The base (28mm thick) is available as an accessory with finishes in White, Grey, Maple, Oak and Wengè.

### SCREENS

Dividers are available for desks and working islands.

**Wood version:** in melamine th. 18 or 28 mm in Textured White, Textured Grey, Textured Yellow and Textured Green finishes; 2 mm ABS edging.

They are fixed to the worktop or structure by means of fixed or telescopic brackets.

They can be equipped with a variety of accessories.

**“Softscreen”:** sound-absorbing dividers in thermoformed polyester covered in Trevira fabric (Grey and Dove-Grey finish).

They are fixed to worktops with brackets or on “3LEVEL” bar.

### ACCESSORIES

#### Electrics

The workstations can be electrified by using a series of specifically designed accessories: cable risers, horizontal channels and topaccess.

Other elements are also available for completing and enriching the workstation, such as modesty-panel and CPU carrier.

## caratteristiques techniques

---

### Towerdox

Conteneur pour classeurs (h. compartiment 36,5cm) pouvant être placé sur le plan de travail. Réalisé en bois amélioré mélaminé ép.18mm, en finition trame blanc, trame gris, trame vert et trame jaune. La base (ép.28mm) est disponible comme accessoire également en finition: blanc, gris, érable, rouvre et wengè.

### ÉCRANS

Des écrans sont disponibles pour les bureaux et les îlots de travail.

**Version bois:** mélaminé ép. 18 ou 28 mm dans les finitions : Texturée Blanc, Texturée Gris, Texturée Jaune et Texturée Vert; chant en ABS 2 mm.

Ils sont fixés au moyen d'étriers fixes ou télescopiques au plateau ou à la structure.

Ils peuvent être équipés d'accessoires divers.

**“Softscreen”:** écrans insonorisés en polyester thermoformé recouverts de tissu Trevira (finition Gris et Tourterelle). Ils sont fixés aux plateaux avec des étriers ou sur la barre “3LEVEL”.

### ACCESSORIES

#### Électrification

Les postes de travail configurés peuvent être électrifiés avec une série d'accessoires dédiés : passe-câbles vertical, goulotte horizontale et top-access.

En outre, des éléments sont disponibles pour compléter et enrichir le poste de travail, comme un voile de fond et un porte-CPU.

S  
WI  
NG

---

7020

121